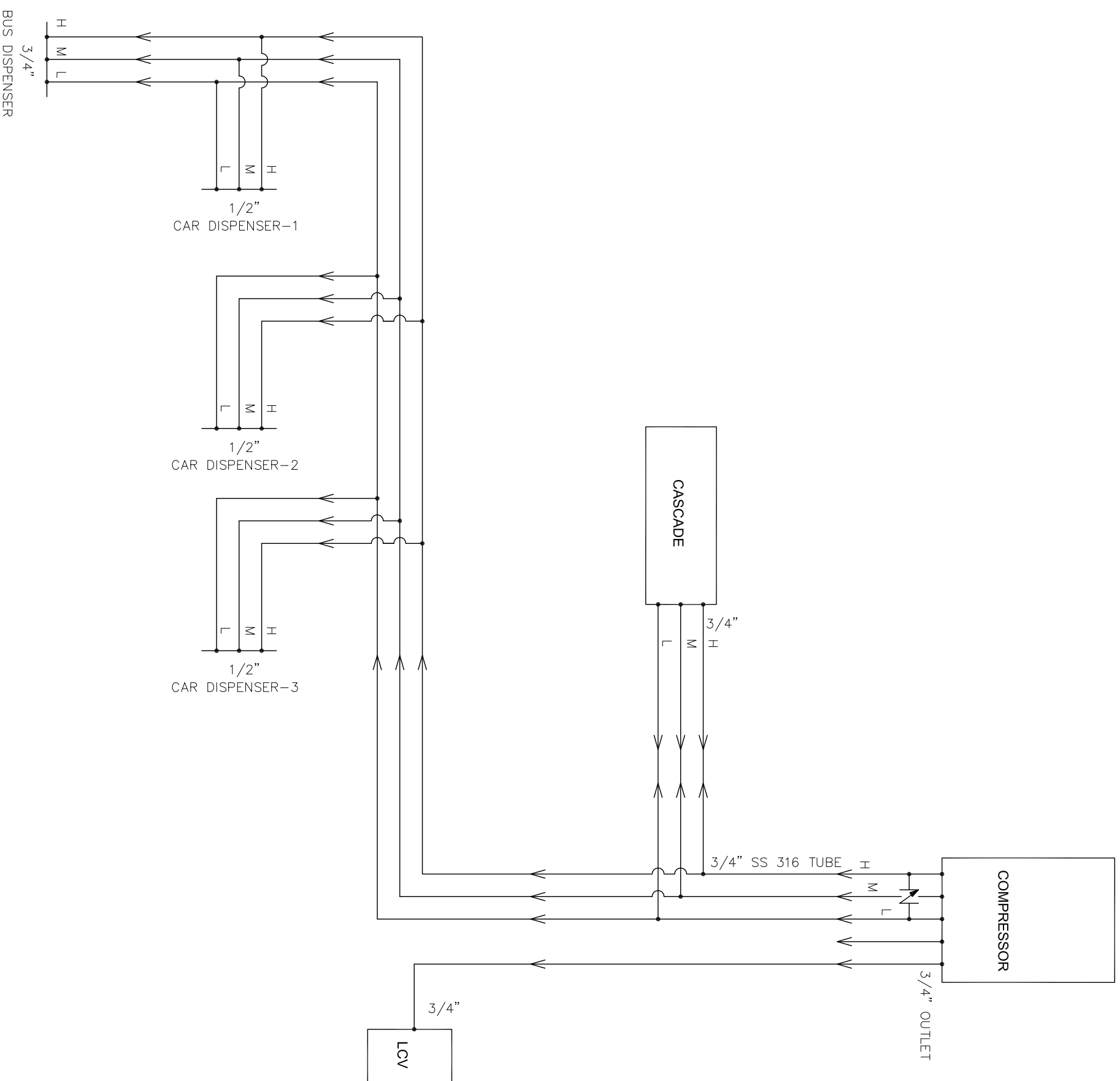


- NOTES**
1. SS TUBES SHALL BE LAID OVER PERFORATED TRAYS.
 2. TRAYS SHALL BE LAID AT MIN. 150MM ABOVE THE LOWER SURFACE OF TRENCH.

LEGEND:-

- LCV : LIGHT COMMERCIAL VEHICLE
 H : HIGH PRESSURE
 M : MEDIUM PRESSURE
 L : LOW PRESSURE
 NRV : NON RETURN VALVE
 : TUBE SS 316



NO	DATE	REVISIONS	PREP.	CHKD.	APPD.
B	29.10.09	ISSUED FOR CLIENT APPROVAL	VS/R	DDS	PKS
A	28.10.09	ISSUED FOR IDC	VS/R	DDS	PKS

CLIENT :

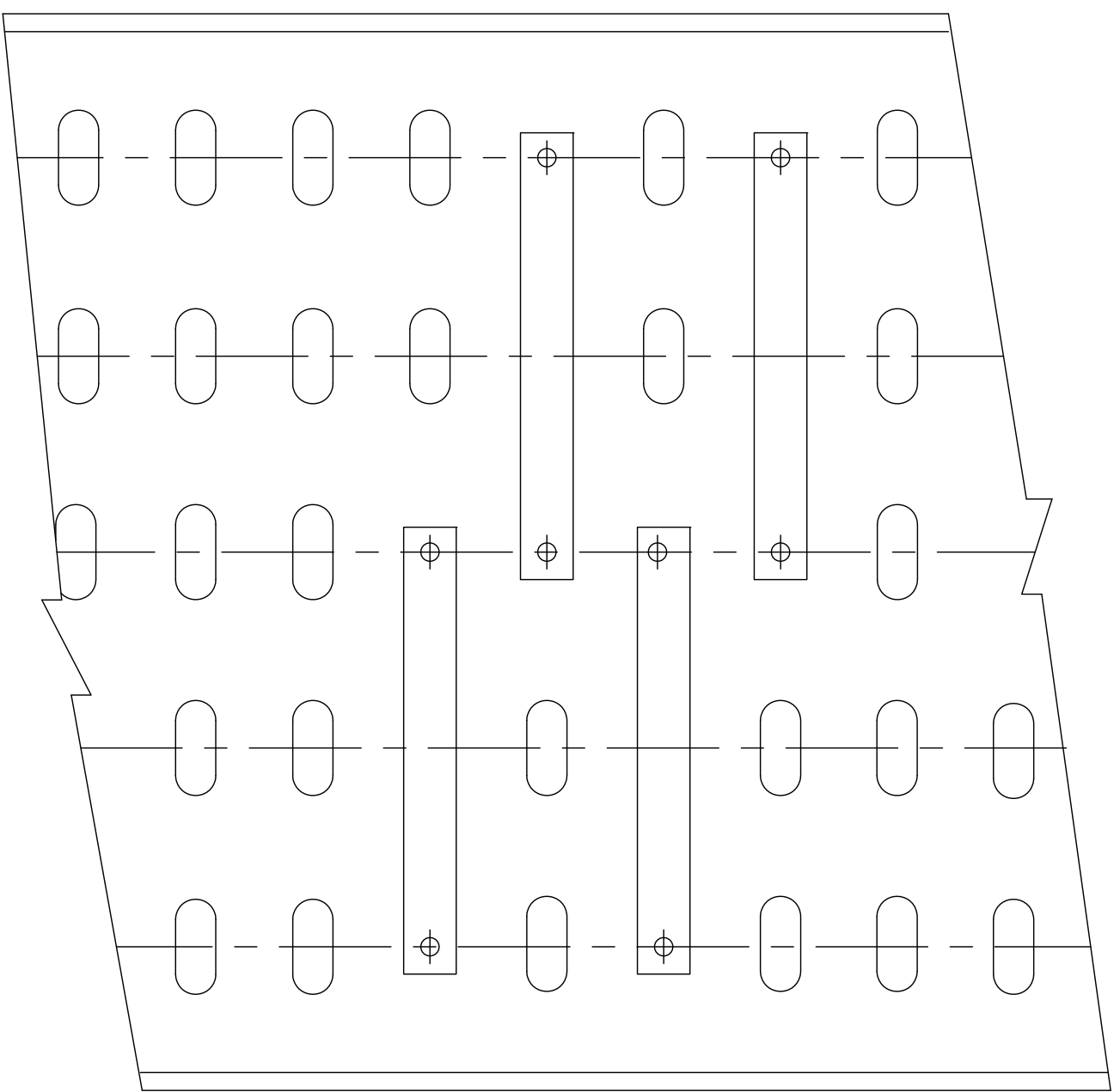
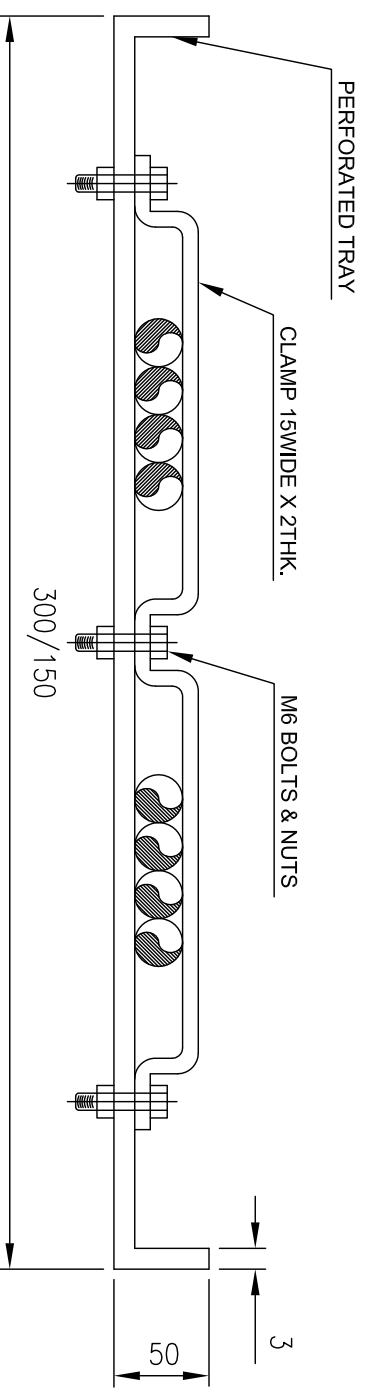
GAIL GAS LIMITED
 2nd FLOOR, HHEC BUILDING
 A-2, SECTOR-2, NOIDA - 201301

PMC:  **J.P.KENNY**
 a trading name of
WOOD GROUP ENGINEERING INDIA PVT. LTD.
 NEW DELHI

PROJECT : CITY GAS DISTRIBUTION PROJECT AT VADODARA

TITLE: TYP. CNG MOTHER STATION SCHEMATIC LAYOUT FOR SS TUBING

SCALE	JOB NO.	DRAWING NO.	REV.
AS SHOWN	110304	11-0304-02-08-01-51	B



- NOTE:-**
1. TRAY SHALL BE SUPPORTED SUITABLY AT EVERY 1.5MTR.
 2. SIZE OF THE TRAY SHALL BE SELECTED AS PER REQUIREMENT DURING DETAILED ENGINEERING.
 3. SUCCESSIVE DISTANCE BETWEEN TWO CONSECUTIVE CLAMPS SHALL BE 1000 MM MAX.
 4. ALL DIMENSION ARE IN MM.

REV.	DATE	DESCRIPTION	PREP.	CHKD.	APPD.
B	17.11.09	ISSUED FOR CLIENT APPROVAL	DK	YS	DDS
A	13.11.09	ISSUED FOR I.D.C.	DK	YS	DDS

CLIENT
GAIL GAS LIMITED
 2nd FLOOR, HHEC BUILDING
 A-2, SECTOR-2, NOIDA 201301

CONSULTANT
J P KENNY
 a trading name of
WOOD GROUP ENGINEERING INDIA PVT. LTD.
 NEW DELHI

PROJECT		CITY GAS DISTRIBUTION PROJECT FOR GREEN FIELD MOTHER STATION	
SCALE	TITLE	CLAMPING DETAILS FOR PERFORATED TRAY (TYP.)	
SIZE	CLIENT JOB NO.	DRAWING NUMBER	SHEET REV.
A4	11-0304	11-0304-02-08-01-52	1 OF 1 B